

NKE bearing units

- > Premium quality
- > 100% compatible with market leader
- > Comprehensive range
- > Ready-to-mount for your applications

More possibilities!

NKE
B E A R I N G S

NKE bearing units

- > Ready-to-mount for your applications
- > Premium quality – 100% compatible with market leader

Technical features

Bearing units consist of a housing and an insert bearing. NKE bearing units offer simple, effective and reliable technical solutions with the minimum design requirements.

NKE bearing units are robust, ready-to-mount, and resistant to humidity, contaminated water and dust. They can be deployed in numerous applications, such as steel industry, heavy machinery, agricultural machinery, conveyor belts, etc.















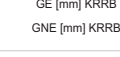



Housings

- > Cast iron or pressed steel

Insert bearings

- > Different designs
- > Sealed on both sides
- > Spherical outer ring, which matches the housing bore
- > Compensation of misalignment

NKE bearing units – the standard range

	 ASE SAO	 SHE	 LCTE GLCTE	 CFT CJT	 CJ.. CF.. CJO	 ME.. MEO..	 TUE..	 [mm] B/T	 [mm] PBS	 [mm] MST
 RAE [mm] NPPB  RALE [mm] NPPB			FLCTE [mm]					PB [mm] RPB [mm]	PBS [mm]	RAT [mm] RALT [mm]
 GRAE [mm] NPPB	PASE [mm]	PSHE [mm]	GLCTE [mm]	PCFT [mm] PCJT [mm]	PCJ [mm] PCF [mm]	PME [mm]	PTUE [mm]			
 GE [mm] KRRB  GNE [mm] KRRB	RASE [mm] RSAO [mm]	RSHE [mm]		RCJT [mm]	RCJ [mm] RCJO [mm]	RME [mm] RMEO [mm]	RTUE [mm] RTUEO [mm]			
 AY [mm] NPPB			FLCTEY [mm]					PBY [mm]		RATY [mm]
 GAY [mm] NPPB	PASEY [mm]	PSHEY [mm]		PCJTY [mm]	PCJY [mm]	PMEY [mm]	PTUEY [mm]			
 GYE [mm] KRRB	RASEY [mm]	RSHEY [mm]		RCJTY [mm]	RCJY [mm]	RMEY [mm]	RTUEY [mm]			RRTY [mm]